

UNIT 1

A LETTER TO GOD

LET'S BEGIN



1076CH01

1. You have read about Lencho in 'A Letter to God', *First Flight*, textbook in English for Class X. How has the story of Lencho moved you? What do you think about Lencho's faith in God and his attitude towards the officials in the post office? Do you think he is right in asking God for support and then blaming the people at the post office? Discuss his actions with your friends. Why does he do so?
2. The summary of the story of Lencho is given below. The sequence of the story is jumbled up.
Read the story again and rearrange the jumbled sentences to make a coherent story.


Write the correct order in numbers in the column below	Jumbled sentences
	But it rained heavily and hailstorm thrashed his corn field and all the corn was destroyed.
	He wrote 'To God' on the envelope and posted it.
	Lencho predicted it will rain and it did. He and his wife were happy.
	Lencho felt desperate but believed that God would help him.
	Their corn field was longing for water.
	The postman and the postmaster laughed at Lencho's letter but were surprised by the faith of the man.



	He wrote a letter to God asking for a hundred pesos to sow his field again and to survive until the next crop came up.
	After some days, Lencho went to the post office to receive the money as the postmaster watched him.
	He immediately went to the counter and asked for a pen and paper, wrote a few lines and posted the letter.
	Lencho, his wife, and their children lived in a lonely house in a valley.
	When the postmaster opened the letter, it said “Oh! Thanks for sending the money. But I have received only seventy pesos. Next time you please send the money directly to me. The people at the post office are a bunch of crooks. They have taken the thirty pesos.”
	He opened the letter and was happy to find the money. He counted and found it was only seventy pesos.
	The postmaster collected about 70 pesos from his colleagues and sent it to Lencho.

Create a graphic description based on the given summary of ‘A Letter to God’.

A. Lencho in his corn field.



B.

C.

D.

© NCERT
not to be republished





READING COMPREHENSION

TEXT I

Given below is a story of the tailor who has been known for his skills in cheating and stealing. Read in groups of four or in pairs. You may discuss the events and incidences of the story with your friends and write them in a sequential manner.

The Trader and the Tailor

LOOK UP AND UNDERSTAND

beguiling
cordiality
hamper
snipping
wagered

There was a tailor who was known for beating others in the art of being light-fingered and thievery. A trader swore that even with a hundred attempts, the tailor would not be able to take a coil of thread from him without his knowledge.

The trader was told that many others, more intelligent than him, had been beaten by the tailor. They said he should not imagine himself so great, for his ego would only give him worse troubles in competition with the tailor. Still, the trader became more competitive and made a wager that the tailor would not be able to rob him of anything.

He wagered an Arab horse with those who taunted him. If the tailor failed to steal, then they would have to give him a horse instead. That night, the trader lay awake troubled by the situation and could not sleep a wink.

In the morning, he put a piece of satin cloth under his arm and went to the bazaar and entered the shop and saluted the cunning rogue warmly. The tailor sprang up from his seat and welcomed the trader, inquiring about his health with cordiality exceeding even that of the trader, planting in his heart great feelings of affection for him. When the trader heard these songs of sweetness from the tailor, he flung down the piece of silk saying, "Cut this into a coat for me and make it wide below my navel so as not to hamper my legs and tight about it to show off my figure."

The tailor answered, "O! kindly man, I will do you a hundred services," and accepted the order. He measured the satin and inspected the working surface and all the time chatted away to the trader in idle gossip, about other amirs and of bounties and gifts he had received from them, and about misers and their mean ways, and made the trader laugh with hysterics. During this beguiling talk, he was snipping away with his scissors rapidly, cutting as fast as his lips moved.

The trader was laughing, the tailor was cutting, the trader closed his eyes in joy, the tailor cut extra pieces, tucking them under his thighs, hidden away from all but God. From his delight at the tailor's tales, the trader's former boast went out of his mind. What satin? What boast? What wager? The trader was drunk on the jokes told by the tailor.

Then the tailor told such an incredible story that the trader fell over on his back with laughter. The tailor swiftly stitched a swatch of the satin to the hem of his underpants while the trader was paying no attention at all, greedily sucking with every guffaw at the jests the tailor told. The tailor continued to tell funnier and funnier tales and jokes until the trader was completely within his power.

With his eyes shut and his reason vanished, the bewildered and boastful trader was drunk with joy. And the tailor continued to cut, filching yet more of the beautiful cloth, with nothing to stop him now. And yet the trader begged for more.

You who becomes the slave of the jest, no story is more laughable than you yourself, think on this at the edge of your grave. How long will you listen to the lies of this world that leave your mind and spirit unhinged? The Universal Tailor will cut and stitch the hems of a hundred travellers, silly as children.

Eventually the tailor became bored with the whole story and told the trader that he better leave before another tale was told, "For if I tell another one, the coat will be too tight for you, and you will stop laughing and weep tears of blood."

Rumi (Abridged)

**LOOK UP
AND
UNDERSTAND**

filching
incredible
swatch
unhinged

Words

Sentences

Did you enjoy the story of 'The Trader and the Tailor'? The story is summarised below. Read the story again with your friend and complete the paragraph using short sentences with the given hints.

Once there was a tailor who was known for _____
_____ (cheat and thievery). He could
cheat anyone with his cunning way of deceiving people. A
trader challenged that the tailor would not be able to cheat
him. He _____ (go) to the tailor with _____





FUN FACTS

USING 'NOTICE'

Thank you for noticing this notice.

Your noticing has been noted.

VOCABULARY

1. In this story you have come across a word “light-fingered” which means inclined to steal things. Some such words are given below. Use appropriate words and fill in the blanks.

light-headed, light year, light-hearted, light sleeper, light-duty

- (a) The _____ is a unit of distance used to measure distance in space.
- (b) The farmer bought a _____ truck to transport their produce, as it uses less diesel.
- (c) We had a fairly _____ discussion with our colleagues.
- (d) Rita felt dizzy and _____ after skydiving.
- (e) He is a _____, a slightest noise wakes him.

_____ (satin). The tailor _____
 _____ (welcome). The trader _____
 (please) by the tailor’s praise. He told the tailor to make
 a coat for him. The tailor _____ (praise) the trader
 _____ (maximum). The trader _____ (joy).
 The tailor _____ (recount) funny tales and the trader
 forgot _____ (bet). The tailor started snipping
 _____ and _____
 hide). Eyes of the trader _____
 (tears and joy) and yet the trader kept on asking for
 _____ (stories). At last, the tailor told the trader
 that _____ (tight) and _____
 _____ (weep-blood).

GRAMMAR

1. You have come across Relative Clauses in the lesson 'A Letter to God'. Read about the relative clauses again. Complete the sentences given below in the table by adding the most suitable clause from the box and make it a relative clause. The first one has been done for you.

contains meaning of words	need to fill in the application
stitches clothes	is a crook
tell lies	help themselves
won the best actor award this year	won the nobel prize
hit a century	believe in hard work
is faithful	

- (a) A tailor is a person *who stitches clothes*.
- (b) A dictionary is a book _____
- (c) The book is about a scientist _____
- (d) What is the name of the player _____
- (e) I don't like people _____
- (f) What is the name of the actor _____
- (g) Students _____ should meet the principal in her office.
- (h) Friends of the trader thought the tailor _____ and can cheat anyone.
- (i) Lencho _____ thought God would help him.
- (j) Those _____ will succeed.
- (k) God helps those _____

FUN FACTS

WOUND AS VERB AND NOUN

The bandage was wound around the wound.

Words

Sentences

FUN FACTS

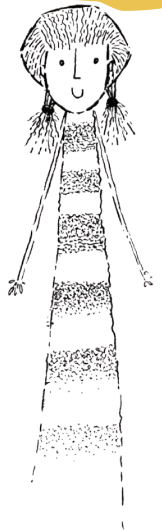
PROOFREADING MARKS

Editors have special symbols called proofreading marks to correct language.

Some are given below.

- # give space
- put a full stop
- ∩ insert comma
- ∧ insert new word

See page nos 167-168 for more such symbols.



EDITING

1. Suppose Lencho gets a hundred pesos in his envelope. He writes a letter to God expressing his gratitude. However, he has missed a word in each line. Help him with those words so that his letter is complete.

Dear God!

- | | |
|--|----------------------|
| Thank for | Thank <u>you</u> for |
| (a) sending a hundred pesos help. | _____ |
| (b) I am very for this kind gesture. | _____ |
| (c) You were my only and your | _____ |
| (d) help has my faith in you. | _____ |
| (e) This money will help me until the crop | _____ |
| (f) and I promise to hard in the future. | _____ |

Sincerely yours,
Lencho



LISTENING

1. Here is an interesting story. The story has been told in two ways. Story A has all the odd sentences (1,3,5,...) and story B has the even sentences (2,4,6,...). Working in pairs, one of you take up Story A and the other take up Story B. The person with Story A will read out the first sentence and the partner (person with story B) will write in the space provided. Then the person with Story B will read sentence two and the partner will write in the space for sentence two. Likewise complete the whole story. Once the story is completed, both of you will read out to each other to check whether you have listened carefully to your partner and written the complete story.

Story A The Race	Story B The Race
1. Every evening the animals of the Machlipatti used to sit under the banyan tree.	1. _____ _____ _____

2. _____

3. He said, "Let's run a race!" "Who will run a race with you?"

4. _____

5. Choo-Choo, the rat, shouted, "No, he's not the fastest runner."

6. _____

7. Everyone laughed at him.

8. _____

9. The starting point was the peepul tree and the finishing point was the neem tree.

10. _____

11. Kho-Kho and Choo-Choo started running.

2. One day Kho-Kho, the rabbit, was feeling bored.

3. _____

4. No one can run faster than you," said Bhalu, the bear, eating a mango.

5. _____

6. I can run faster than him."

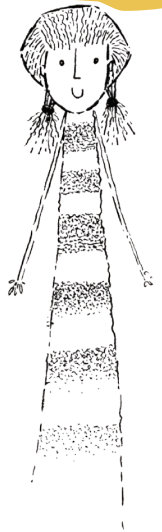
7. _____

8. Then it was decided to have a race between Kho-Kho and Choo-Choo.

9. _____

10. Cooocku, the cock, crowed to start the race.

11. _____





12. _____

13. "He must be far behind."
14. _____

15. He shouted, "I've won the race!
 I've won the race!"
16. _____

12. After running half the distance, Kho-Kho looked back but Choo-Choo was nowhere to be seen.
13. _____
14. When he was near the finishing point, Choo-Choo jumped over Kho-Kho's shoulder and touched the neem tree first.
15. _____

16. Everyone cheered for Choo-Choo.

SPEAKING

1. Lencho, the main character in the story, is a farmer. He supports his family through farming. The conflict in the story happens when a hailstorm strikes the field and destroys his farm. All the hard work, for nothing! The entire land is wrecked by catastrophe. There is no one who can help. Lencho's complete faith in God is amazing during the calamity.

So, one type of conflict dominating in the story is man versus nature. Discuss with your partner the natural calamities that play havoc in the lives of people. Collect photographs and make a visual presentation to share in the class.

2. Try writing a small poem on the topic man versus nature. Read aloud the poem with the required stress and intonation. Given below is a poem written by Norman Littleford, which may help you think and compose.

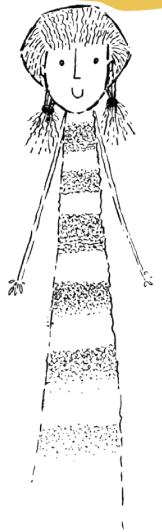
Man vs Nature

The heavens roared with thunder
as lightning filled the skies
was this God getting angry
or Nature's big surprise.
Is Mother Nature telling us
the best way that she can
to stop the interference
and abuse she gets from man.
We marvel at her beauty
each time we look around
then dig up all her treasures
from their natural burial ground.
We forget that Nature gives us
all that keeps us living
we take it all and still want more
but never think of giving.
We build across the countryside
progressing every day
but Mother Nature can't progress
for man is in the way.

Norman Littleford

WRITING

1. The tailor here is a cheat, but Lencho in the story, 'A Letter to God', is naive and simple. He has immense faith in God. How do you distinguish between Lencho and the tailor? What makes them different? Working in pairs, list the actions and qualities of Lencho and the tailor and draw their character sketches.



EXTRAPOLATION



Action: What does the person do?	What quality it reveals?
Lencho lost all his crops.	He is helpless. Prays to God.
How does he manage the situation? _____	_____
Does he harm anyone by his action? _____	_____
How do others think of him? _____	_____
What is your judgement of him? _____	_____
He received 70 pesos and he thought 30 pesos had been stolen.	_____

Now, write the character sketch of Lencho and the tailor.

Lencho	The tailor
_____	_____
_____	_____
_____	_____
_____	_____
_____	_____
_____	_____
_____	_____
_____	_____
_____	_____
_____	_____

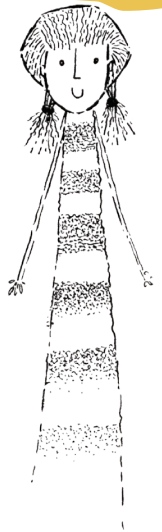
2. Writing a portrait or description of a person

Read the following description about two persons, Raavi and Mohini.



Raavi	Mohini
<p>A portrait or a picture of a handsome young man in full sleeves shirt.</p>	<p>A portrait or a picture of a middle aged lady who is a singer.</p>
<p>Raavi is an engineer in a manufacturing firm.</p>	<p>She studied music and became a playback singer.</p>
<p>He likes to make, fix, and repair things.</p>	<p>She likes to be with people and participates in social functions.</p>
<p>He loves to watch television and goes to the movies thrice a month.</p>	<p>She loves music and reading books.</p>
<p>He is congenial and supportive.</p>	<p>She is firm and a lady with a purpose.</p>
<p>He does not like to play, but goes for a morning walk everyday.</p>	<p>She does not get time to exercise.</p>

Now, write a description of any one of the above based on the details given. You may follow the process approach to writing. First, you read the given information in the box and make a list of describable (adjectives) points used for each person, in your own words. Secondly, take the help of these points to develop an outline in sentence form. Thirdly, use the outline and prepare the first draft of the description of the person and then edit the draft. Prepare the final copy after making all changes. The table





below gives you ideas on how the Process Approach is helpful for improving your writing.

Writing: The Process Approach	
The processes	What do you do?
Brainstorming	Note down as many ideas as you can about a given topic. Then arrange the ideas in a sequence.
Outlining	Create an outline of your writing—which ideas will go first, how will they be supported by evidence, will there be a picture, etc.
Drafting	Write the first draft; here the focus is on the content and not the form.
Revising	Revise the first draft, improve it. Add or delete ideas and improve the language.
Proofreading	Proofread the draft with the help of the teacher; here the focus is on the form and not the content.
Final draft	Write the final draft now.

Raavi / Mohini

PROJECT

1. You may have come across some people in your neighbourhood who might have inspired you with their actions. Talk to them about—

- their childhood, their education, job, their likes and dislikes
- their contribution to the enrichment of their village or town, job, country, etc.
- their interesting features and characteristics

Request for their pictures. Based on the collected information, write their portraits and present it to the class. You may read on 'How to do project work?' given below.

How to do project work in the English language classroom?

In addition to the textbook activities, project work could be used as an effective strategy to promote collaborative ways of language learning where we work together in groups to do an activity. We collect information, ideas; observe the language being used; use language in real life situations; exchange views and debate on ideas; write the ideas into a report; edit our writing and produce the report in a suitable form. This helps in constructing ideas and analysing critical judgments of the peers to arrive at a decision or conclusion.

It would be of much benefit to learners, if projects planned are of an interdisciplinary nature.

Designing and managing projects

There are many ways students can be initiated to carry out projects.

- Read books, newspapers, listen to the radio, watch TV, consult websites and encyclopedia, talk to people, observe events and proceedings, interview people, record audio/ video, collect pictures and illustrations, interpret them, and report.
- Write field notes to remember and organise the data collected.

Words

Sentences





- Bring your own ideas to the class and have a class discussion.
- Use language meaningfully and precisely. If the meaning of learning is 'meaning making', the purpose is achieved fully while doing projects.
- Learners should do the projects in group independently. They should not ask their parents to do these or buy readymade products available in the market.
- They may seek information or some help from parents or elders.

Planning, writing the draft and editing

Having collected the required data, information and ideas, plan and organise the data and interpret them to write the draft. It could be posters, a script of a play (enact and direct a play), songs, essays, etc. Editing is an important part of writing the report. Students should be made aware of process approach involved in writing a good piece of work. Then present it to the whole class or to the school during the assembly or on special occasions (in case of play, songs, etc.).